

Datum:  
2013-11-19

Technical Newsletter

Nr:  
51



www.grindex.se

Subject:  
New spare part selection features

Dear Distributor,

Grindex has during the year start working with a more clear focus on spare parts. In line with this, two new features have been established, which will simplify the spare part selection.

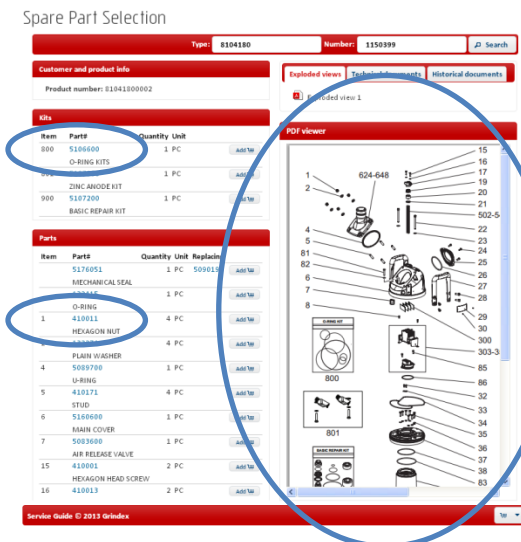
### Spare Part Selection in Toolbox

For the Grindex Toolbox application on [www.grindex.com](http://www.grindex.com), a serial number based spare part selector has been added. As already implemented on the iPhone/iPad app, the selector lists all included spares for the specific pump associated with the serial number. See below steps for an easy instruction.

1. Enter Type and Number as described on the data plate. Press "Search".



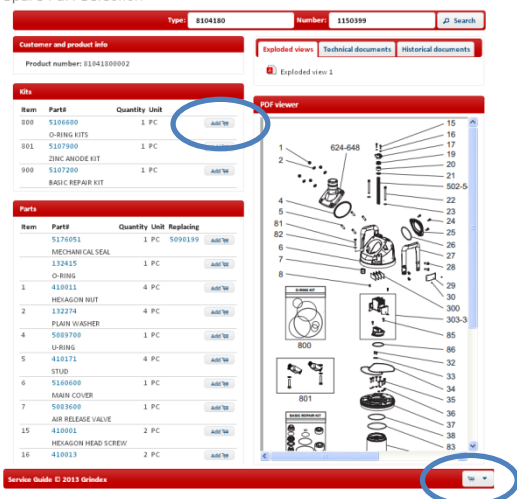
2. All included spares and related kits are listed together with an exploded view.



Subject:  
New spare part selection features

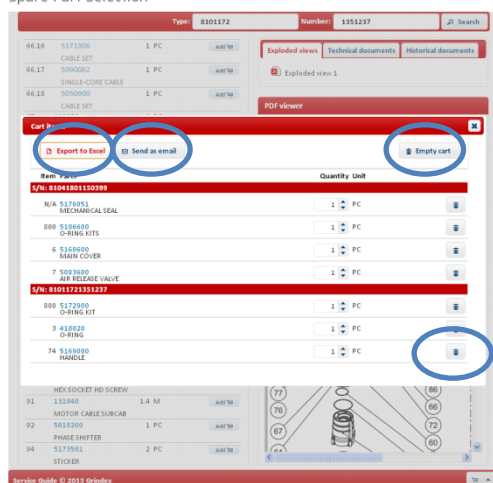
3. As an option, a cart function can be used for adding the requested spares to a basket for export to an excel file or sending them as an email. Press the “Add” button to the right of each spare needed and then the cart button down to the right when selection is done.

Spare Part Selection



4. Review the selection and then choose “Export to Excel” or “Send as email”. If unwanted parts have been added, use the trash can button to the right of each part number or “Empty cart” for deleting the complete cart.

Spare Part Selection



## Individual Parts List

Until recently, a general part list has been delivered together with each pump. Describing all available stators, contactors, etc., it can occasionally be challenging to choose the correct part for the specific pump. To make the selection easier, Grindex has implemented an individual parts list function, describing the exact parts that were including the pump when delivered. The individual parts list will replace the general parts list from November 16<sup>th</sup>. General parts list will still be available on Grindex extranet and on websites.

Datum:  
2013-11-19

Technical Newsletter


Nr:  
51



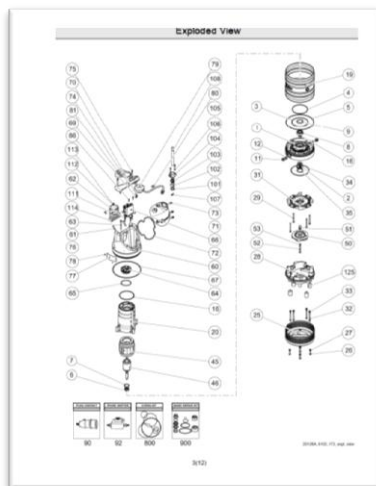
Subject:  
New spare part selection features

See an example of an individual parts list below.

1. *Serial number described on front side.*



2. *Exploded view included as for the general parts list.*



Datum:  
2013-11-19


Technical Newsletter

Nr:  
51



Subject:  
New spare part selection features

### 3. Individual data plate description.



### 4. Individual part list.

**PARTS LIST**

Centrifuge Minette N  
Serial No 8102.172.1370633

Item no	Part no.	Type	Item	Description	Qty/req.
1	81 708 00			Intermediate price	1
2	81 709 00			Mechanical seal	1
3	410 020			O-ring 127.0x4.0 NBR60	1
4	80 037 01			O-ring 110.0x3.0 NBR60	1
5	410 041			O-ring 110.0x4.0 NBR60	1
6	80 287 03			Ball bearing 1207/12 MM	1
7	80 037 03			O-ring 80.2x3.0 FKM	1
8	80 287 04			Ball bearing 100R2/10 MM	1
9	410 034			Impeller ring	1
11	133 083			Impeller screw	2
12	133 084			O-ring 18.2x3 NBR	2
13	133 084			O-ring 18.2x3 NBR	4
14	410 053			O-RING 10x12	0.80
16	80 772 04			O-ring 174x4.0 NBR	1
17	80 800 00			Shaft COT 10x24x50	1
18	80 278 02			Retaining ring 30x4.30	1
19	81 708 00			Gasket casing	1
20	81 841 00			Stator housing	1
21	410 064			Spring washer	1
23	80 130 00			Impeller label	1
24	81 710 00			Shaft	1
26	410 002			Hexagon head screw M8x30-4.4-70	4
28	81 708 02			DRBcase unit	1
28.1	81 703 00			DRBcase	1
28.2	81 708 00			Stator case	1
29	410 030			Hex screw for screw M8x80-4.2-70	4
31	81 708 00			Steel housing cover	1
32	410 031			Hexagon head screw M8x80-4.2-70	4
33	80 021 08			Flange nut 8-44-170	4
34	410 033			O-ring 120.0x3.0 NBR	1
36	80 037 01			O-ring 84.2x3 NBR	1
44	410 070			Impeller head 4x18 NBR	0.04
46	80 912 02			Stator 13-10-26	1
48	81 708 00			Shell unit	1
80	81 898 02			Impeller	1
81	81 710 00			Shaftcase unit	1

8110

### Pumps concerned

8101-8106, 8109-8111, 8146-8153 (other pumps will be added later on)

Feel free to contact [technicalsupport@grindex.com](mailto:technicalsupport@grindex.com) if you have any questions or input.

Yours sincerely,  
Carl Nilsson  
Product Manager