

GRINDEX Information

1993-11-26

TECHNICAL BULLETIN

TB 07

From: Sören Eriksson, Technical Service Manager

Subject: **IMPROVED DESIGN OF ROTOR UNIT**

Technical category: Electrical motor and Hydraulics

Pumps concerned: Old / New Line Matador and Senator

A new rotor shaft unit has been developed for the following reasons:

- To have one rotor unit only that fits both the Matador and the Senator pumps.
- To make the shaft end more durable and improve fastening of the impeller.

Time of change

As soon as our stock of old rotor units is running out , which probably will happen the first quarter of 1994. Information about actual date and serial numbers of pumps will follow in due time

With this change some old parts must be replaced by new ones .For the Matador pump according to the spare parts identification shown on page 2 and for the Senator pump according to page 3.

To fit the shaft end of both old and new rotor units an additional key slot will be introduced in the below impellers for Senator pump.

<u>Part number</u>	<u>Code</u>
50 058 00	50Hz
50 058 01	60Hz and 50Hz reduced diameter
50 058 02	60Hz reduced diameter

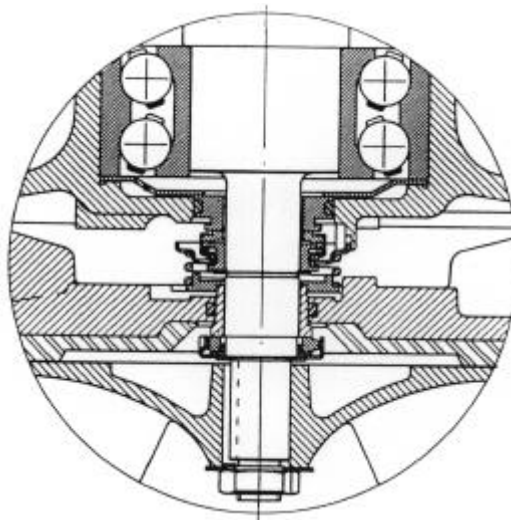
Part numbers of these impellers will be unchanged.



Spare parts identification Matador pump:

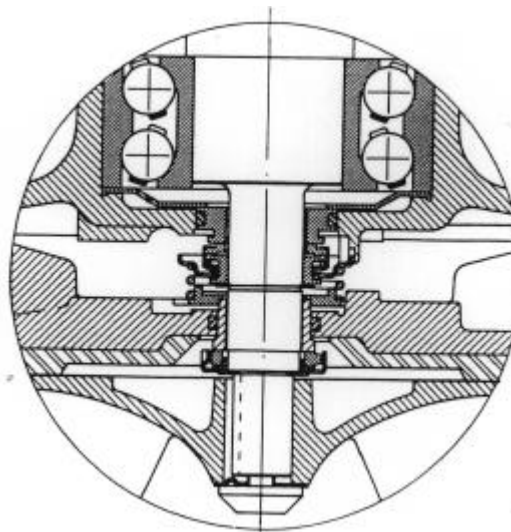
NEW DESIGN

<u>New parts</u>	<u>Denomination</u>
50 226 00	Rotor unit
50 024 00	Nut for impeller
50 227 00	Lock washer



OLD DESIGN

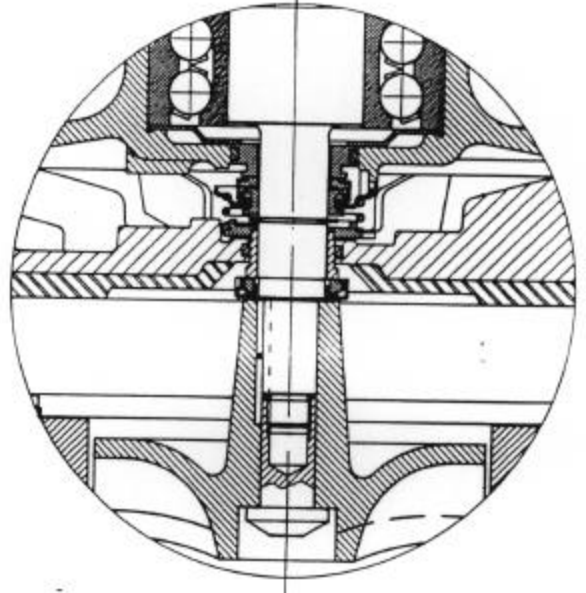
<u>Old parts</u>	<u>Denomination</u>
130 725	Rotor unit
131 987	Lock washer
140 171	Screw for impeller



Spare parts identification Senator pump:

NEW DESIGN

<u>New parts</u>	<u>Denomination</u>
50 226 00	Rotor unit
50 247 00	Gland nut for impeller
131 491	Key



OLD DESIGN

<u>Old parts</u>	<u>Denomination</u>
132 605	Rotor unit
133 147	Washer
133 148	Screw for impeller
132 608	Key

